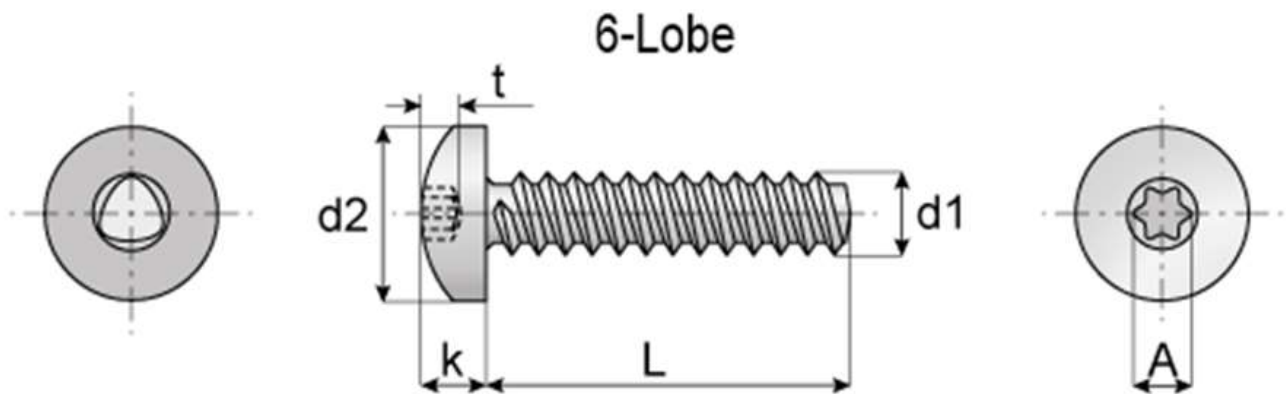


Metric DIN 7500 CE Pan Head Thread Forming Screws

Visit our [online store](#) for product availability

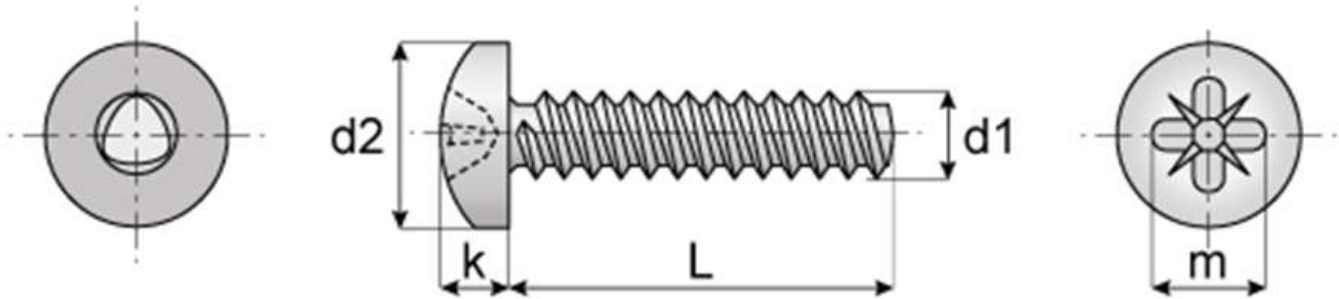


Dimensions of Metric DIN 7500 CE – Pan Head 6-Lobe Drive Thread Forming Screws

d1	M2	M2.5	M3	M4	M5	M6	M8
d2 max	4	5	6	8	10	12	16
k max	1.72	2.12	2.52	3.25	3.95	4.75	6.15
t max	0.8	1.2	1.3	1.8	2	2.4	3.3
A	1.8	2.4	2.8	3.9	4.5	5.6	6.8
Bit No.	T6	T8	T10	T20	T25	T30	T40

Aspen Fasteners 4807 Rockside Road, Suite 400, Independence, OH 44131 USA
www.aspenfasteners.com | aspensales@aspenfasteners.com | 1-800-479-0056

Pozidriv (Z)



Dimensions of Metric DIN 7500 CE – Pan Head Pozidriv Thread Forming Screws

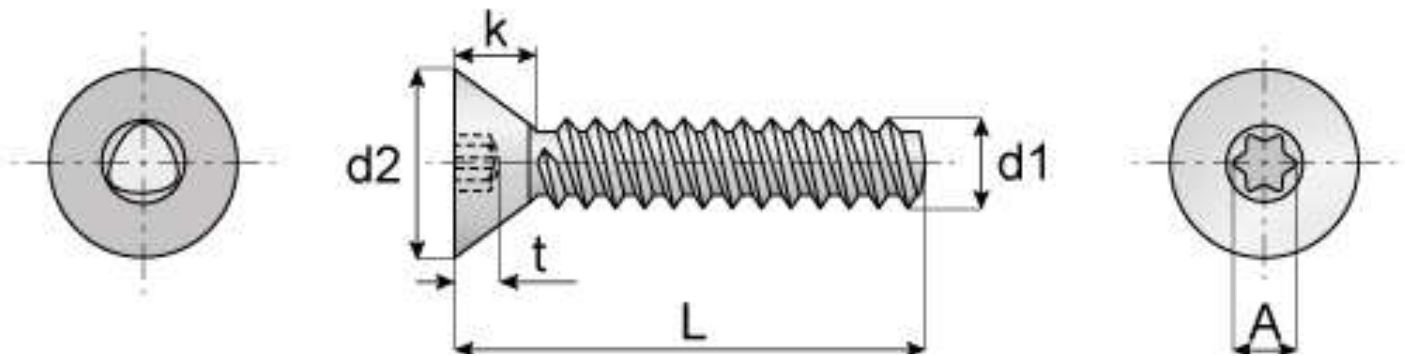
d1	M2.5	M3	M4	M5	M6
d2 max	5	6	8	10	12
k max	2	2.52	3.25	3.95	4.75
m~	2.6	3	4.3	5	6.7
Bit No.	1	1	2	2	3

Aspen Fasteners 4807 Rockside Road, Suite 400, Independence, OH 44131 USA
www.aspenfasteners.com | aspensales@aspenfasteners.com | 1-800-479-0056

Metric DIN 7500ME Flat Countersunk Head Thread Forming Screws

Visit our [online store](#) for product availability

6-Lobe

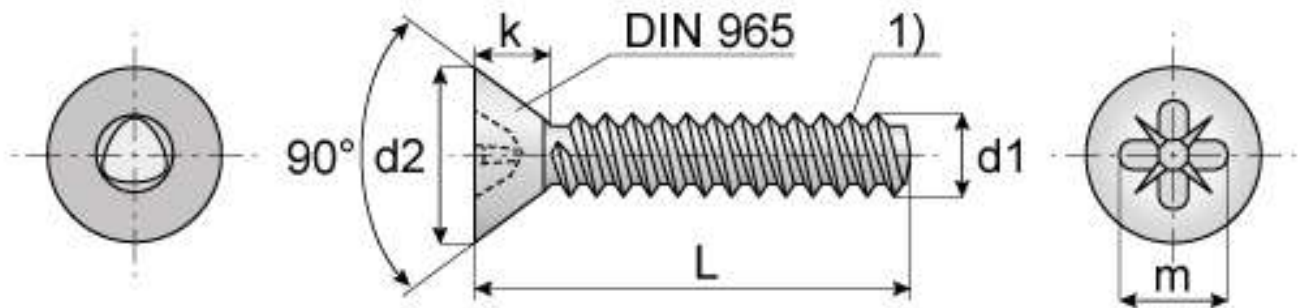


Dimensions of Metric DIN 7500 ME – Flat Countersunk Head 6-Lobe Drive Thread Forming Screws

d1	M2	M2.5	M3	M4	M5	M6	M8
d2	3.8	4.7	5.6	7.5	9.2	11	14.5
k max	1.2	1.5	1.65	2.2	2.5	3	4
t max	0.7	1	1	1.4	1.5	1.9	3.3
A	1.8	2.4	2.8	3.9	4.5	5.6	6.8
Bit No.	T6	T8	T10	T20	T25	T30	T40

Aspen Fasteners 4807 Rockside Road, Suite 400, Independence, OH 44131 USA
www.aspenfasteners.com | aspensales@aspenfasteners.com | 1-800-479-0056

Pozidriv (Z)



Dimensions of Metric DIN 7500 ME – Flat Countersunk Head Pozidriv Thread Forming Screws

d1	M2.5	M3	M4	M5	M6
d2 max	4.7	5.6	7.5	9.2	11
k max	1.5	1.65	2.2	2.5	3
m ~	2.5	2.8	4	4.4	6.1
Bit No.	1	1	2	2	3

Metric DIN 7500 Thread Forming Screws are available with a pan head (Type CE) or flat head (Type ME). They have machine screw threads in a trilobular configuration which is designed to effectively thread through pre-drilled pilot holes in metals. When threading into the substrate, the trilobular shape of the thread work hardens the substrate creating a smooth grain flow within the metal. This lowers the drive torque required for insertion and minimizes loosening caused by vibration. It also eliminates the formation of chips during insertion. DIN 7500 – Thread Forming Screws are available with Pozidriv (Type Z) or 6-Lobe drive. Aspen Fasteners offers the following sizes for immediate delivery from stock: Diameters ranging from M2.5 to M6 and lengths up to 30mm, available in A2 stainless steel. View available parts by clicking on the following link: [DIN 7500 Thread Forming Screws](#)

DIN (**D**eutsches **I**nstitut für **N**ormung - German Institute for Standardization) standards are issued for a variety of components including industrial fasteners as DIN 6926 Nylon Insert Hexagon Flange Lock Nuts. The DIN standards remain common in Germany, Europe and globally even though the transition to ISO standards is taking place. DIN standards continue to be used for parts which do not have ISO equivalents or for which there is no need for standardization.

1) Mechanical properties of stainless steel for metric DIN 7500 Thread Forming Screws

Stainless steels can be divided into three groups of steel - austenitic, ferritic and martensitic. Austenitic steel is by far the most common type (>90% of commercial fasteners). The steel groups and strength classes are designated by a four-digit sequence of letters and numbers (eg A2-70) as shown in the following table. DIN EN ISO 3506 governs screws and nuts made from stainless steel.

Steel group	Steel grade	Strength class	Screws, Nuts and Bolts			
			Tensile strength N/mm ²	Tensile strength PSI	Dia range	Nut Load N/mm ²
Austenitic	A2 and A4	50	500	70,000	<=M39	500
		70	700	100,000	<=M20	700
		80	800	118,000	<=M20	800

The tensile stress is calculated with reference to the tensile stress area (see DIN EN ISO 3506-1979). Nuts to be paired with same grade of stainless steel screws

Steel group	Property Strength class	Made From	Characteristics
Austenitic	50	A1, A2	Soft; cold worked, turned and soft pressed fasteners
	70	A2, A4	Cold worked, normal strength formed fasteners
	80	A2, A4	Extreme cold worked, high strength, special

2) Chemical composition of stainless steel metric DIN 7500 Thread Forming Screws

Grade	USA Grade	Material designati	Material no.	C %	Si ≤ %	Mn ≤ %	Cr %	Mo %	Ni %
A 2	304	X 5Cr Ni 1810	1.4301	≤ 0.07	1.0	2.0	17.5 to 19.5	-	8.0 to 10.5
		X 2 Cr Ni 1811	1.4306	≤ 0.03	1.0	2.0	18.0 to 20.0	-	10 to 12.0
		X 8 Cr Ni 19/10	1.4303	≤ 0.07	1.0	2.0	17.0 to 19.0	-	11.0 to 13.0
A 4	316	X 5 Cr Ni Mo 1712	1.4401	≤ 0.07	1.0	2.0	16.5 to 18.5	2.0 to 2.5	10.0 to 13.0
		X 2 Cr Ni Mo 1712	1.4404	≤ 0.03	1.0	2.0	16.5 to 18.5	2.0 to 2.5	10 to 13

3) Chemical composition of steel metric DIN 7500 Thread Forming Screws

PROPERTY CLASS	MATERIAL AND TREATMENT	CHEMICAL COMPOSITION LIMITS %				TEMPERING TEMP °C MIN.
		C		P	S	
		min.	max.	max.	max.	
4.6, 4.8, 5.8, 6.8	Low or medium carbon steel	-	0.55	0.05	0.06	-
8.8	Medium carbon steel quenched, tempered	0.25	0.55	0.04	0.05	425
9.8	Medium carbon steel quenched, tempered	0.25	0.55	0.04	0.05	425
10.9	Medium carbon steel additives e.g. boron, Mn, Cr or Alloy steel - quenched,	0.20	0.55	0.04	0.05	425
12.9	Alloy steel - quenched, tempered	0.20	0.50	0.035	0.035	380

Aspen Fasteners 4807 Rockside Road, Suite 400, Independence, OH 44131 USA
www.aspenfasteners.com | aspensales@aspenfasteners.com | 1-800-479-0056

4) Mechanical properties of steel for metric DIN 7500 Thread Forming Screws

MECHANICAL PROPERTY		PROPERTY CLASS									
		4.8	5.6	5.8	6.8	8.8		9.8	10.9	12.9	
						Up to M16	Over M16				
Tensile Strength	nom.	400	500		600	800		900	1000	1200	
	min.	420	500	520	600	800	830	900	1040	1220	
Vickers Hardness	min.	130	155	160	190	250	255	290	320	385	
	max.	250				320	336	360	380	435	
Brinell Hardness	min.	124	147	152	181	319	242	266	295	353	
	max.	238				385	319	342	363	412	
Rockwell Hardness	min.	71	79	82	89	-					
	HRC	-	-	-	-	20	23	28	32	39	
	HR	95				99	-				
	max.	-	-	-	-	32	34	37	39	44	
Yield Stress ReL	nom.	320	300	400	480	-					
	min.	340	300	420	480	-					
Stress at permanent set limit N/mm ²	nom.	-				640		720	900	1080	
	min.	-				640	660	720	940	1100	

Disclaimer

Dimensional data and technical information for metric DIN 7500 Thread Forming Screws was obtained from publicly available sources and not acquired through standards agencies. It has been completed and compiled for reference purposes only; where discrepancies are found they are subject to change without notice. Aspen Fasteners makes no warranties or representations regarding the accuracy and validity of the compiled information and data. Contact the relevant standards authorities for accurate and detailed information.